
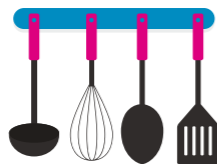
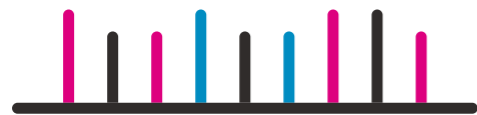


Contents

- 2 Getting started
- 4 Advice from your Welfare and Community Officer
- 5 Choosing your new housemates
- 6 Housing services and support
- 8 Making a property shortlist and going on a viewing
- 10 Viewing checklist
- 14 Costs involved in private renting
- 16 Signing your contract
- 18 Useful contact details



This guide is brought to you by...

the Student Mentor Scheme and Living, Accommodation Services at the University of Birmingham.

Finding where to live can be easy to do if you know where to look. Don't rush to sign a contract simply because you are worried that there aren't enough properties. THERE ARE!


There are more houses than students in the surrounding area - don't fall into the trap of signing a contract because you feel pressured to do so, or because you feel all the good properties will be gone.

There is an online housing guide available through both the University and Guild websites taking you through the process of looking, moving and living in the community. Look out for this resource that you can access all year round!

community-living.org.uk/student-information



The Living team is based in University Centre. Living helps you find accommodation in halls of residence, often in your first year - Community Living is here to help you make the most of your time in the private sector, often in your second year and beyond. Whether it's when you're looking for a house, when you move in, or when you're living in the community, we're here for you every step of the way.



The Student Mentor Scheme is a team of 15 current students who have been trained to provide free advice and guidance to students living in university accommodation. They are available to help you, from when you receive your accommodation offer, to moving in and throughout your time in University accommodation.



Advice from your Welfare and Community Officer



Hi, I'm Izzy and I'm your Welfare and Community Officer for the year!


This means I've been elected by you to fight for you on the issues that actually matter around housing and living in the community as well as halls.

I'm taking a year out of my studies to do this, which means I know exactly what it feels like to be in your position and hunting for a house for the first or second time in your life. It can feel like everyone knows what they're doing except for you, but trust me, they don't! We have put together this booklet to give you the tips and advice that I wish I had known when I was in first year (and second year!), so hopefully it helps you find a house that's just right.

If you have any questions about the process or ever feel like something doesn't seem right, please feel free to message or email me about anything- there's no such thing as a stupid question! You might think that you're the only person who doesn't know how to pay bills but believe me; we've all been there, so please ask away!

Hopefully all of the advice in this booklet will help you find the perfect house, and good luck!

Email - welfare@guild.bham.ac.uk



My top tips

1. Talk to the previous tenants whilst looking round the house. They've actually lived in the house so know the ins and outs of it, and are the best people to give you an honest review of the property (as unlike the landlord, they have nothing to lose if you don't rent the house!)
2. Try before you buy- check out Marks out of Tenancy online to see what other people (including other students) have to say about the house, landlord and letting agency to help you make the best choice.
3. Don't rush into agreeing to live with people. It's so easy to get swept up in the first couple of months of first year agreeing to live with everybody, only to fall out with them 3 months later when you've already signed the contract! Make sure you actually think it through and don't be afraid to say no to someone- if you're stuck, contact the Student Mentors who can help you sort it out.



Choosing your new housemates

They say that you only get to know somebody when you live with them...and they couldn't be more right.

Think about people's habits, hobbies, routines and personalities before you decide to move in together. Best friends do not necessarily make the best housemates!

There is no set rule to say that you must live with who you are living with now, so work out how many people you would like to live with and go from there. If you would like a house, these usually have 3 bedrooms or more. Only search for properties that have the right number of rooms for who you want to share with - it may be tempting to get a bigger house if you really love it, but you may have to pay for those extra rooms in addition to your own rent if you can't find somebody to fill them!



Student Mentor Scheme & Housemate Finder Events

The Student Mentor Scheme can help you with a wide variety of issues including:

- Shared living issues and housing
- Your academic studies
- Settling into University life
- Financial queries
- General wellbeing

No Problem Too Big, No Problem Too Small!

Before you start viewing houses, you need to decide who you are you going to live with. The Student Mentor Scheme can help you meet like-minded people in a fun and relaxed atmosphere.

The Student Mentors are trained to provide free advice and guidance to students living in University accommodation. We run flatmate finder events during the year so you can meet other people who are looking for housemates.

We are available between 4-8pm (term time) at the Student Mentor Scheme Office based in the Shackleton at the Vale Village.



To contact us:

Email - mentorwelfare@guild.bham.ac.uk

Telephone - 0121 415 8568

Website - guildofstudents.com/support/studentmentors



Housing services and support

Living and Community Living

So, you've begun your search into the private housing sector. You're finally going to get your own space, with your chosen group of housemates, living life on your own terms. There are, however, loads of new things to consider, to organise, to overcome, and that's where Community Living comes in.

Useful resources

You can find housing through our search engine, Birmingham Studentpad, and we are partnered with Guild Lettings to give you even more choice. We won't advertise any landlord or agent unless they've completed compliance training with the Midland Landlord Accreditation Scheme, so you can rent with confidence.

Contract checking

Alongside Guild Advice we can also check your contract for you, so you know exactly what you're signing up to before you make any legal commitment.

Private sector advice

Not sure where to start house hunting? Fallen out with housemates? Worried about your contractual obligations? Noisy neighbours keeping you up at night? No concern is too big or too small, and it's always better to come and ask than worry about it. If we can't help you right there and then, we can get you in touch with somebody who can.

Local and relevant

We're right there with you, in YOUR community – our Community Living hub is located at Bournbrook Pavilion, only a 2 minute walk from central Selly Oak. Pop in for a chat and a coffee, and access to our expertise. We've also got you covered if you're on campus – just visit the Living shop in University Centre.



Ongoing support

While we're here to support you if things don't go to plan, we also know that it's not all doom and gloom - living in the local community is an incredible opportunity that's not to be missed! That's why we run a number of events and initiatives to help you really make the most of your time here.

community-living.org.uk



Community Wardens

Community Wardens support students living in the community to enjoy their time in Selly Oak and the wider area, feel proud to be part of the community and get the most out of living there! Community Wardens focus on five areas: community cohesion, student safety, cleaner streets, a greener environment and housing support. We conduct regular patrols to identify issues such as insecure properties and waste problems; respond to issues and complaints raised by students and non-student residents; educate students on crime prevention and housing issues; and run activities to improve the local community such as Junkbusters. We work in partnership with University teams such as Living and Security, West Midlands Police, West Midlands Fire Service and Birmingham City Council to share information and resolve issues affecting students in the community.

www.guildofstudents.com/community-wardens

Birmingham Studentpad

Birmingham Studentpad is the official University of Birmingham property search engine aimed at students looking for a house.

Only landlords accredited through the Midland Landlord Accreditation Scheme can advertise their properties through this website. Properties include short term and long term leases, many within close proximity to the University.

- The properties include single rooms, house shares, self-contained flats and also houses for couples or families.
- Landlords must have copies of all relevant certificates and letters in order to be advertised.
- Birmingham Studentpad also allows you to register for alerts when new properties are added and there is a Message Board which makes it easier for you to search for housemates.

birminghamstudentpad.co.uk



Guild Lettings



Guild Lettings is the first point of call for students searching for private rented accommodation. They can offer practical advice to help you find the right house; they only advertise high quality properties with MLAS accredited landlords.

Guild Lettings is run by the Guild of Students and works in partnership with Living. Located in Living (inside University Centre), they can help all students in their search for private rented accommodation. They offer a variety of properties for groups and individuals. Guild Lettings only advertise properties from MLAS accredited landlords and **do not charge any fees for finding you a house.**

guildlettingsbirmingham.co.uk

Midland Landlord Accreditation Scheme (MLAS)

We recommend that you always let your new home through a landlord or lettings agent that is accredited by MLAS. This means that they will have been on training and signed a code of conduct which commits them to a number of good practices.

Before signing for your property always ask 'Is the landlord and/or letting agent accredited?' – this is the best indication of whether you are signing a contract with a good landlord or agency.

To find out more about MLAS and to check whether a landlord/letting agent is accredited, visit - mlas.org.uk

Making a property shortlist and going on a viewing

Things to think about when making a shortlist:

- Location
- Condition
- Security
- Gas safety
- Fire safety
- Energy performance
- HMO – House of Multiple Occupation

Location

Make sure you discuss a location that suits you all. Remember being close to the University doesn't always mean that you are getting the most for your money. Have a look round different areas and look at transport links that can help you get about.

Condition

Keep an eye out for damage to the property, including loose carpet, cracked windows or door frames, damp and mould on the walls or ceilings, and broken furniture. Take pictures if you need to and keep these for future reference.

Security

The security of your property should be a priority when choosing a house. Student houses are especially vulnerable to burglary due to the high numbers of valuable items and sometimes poor security. Check the following things:

- Do the doors and windows shut correctly?
- Is there is at least one, preferably two secure locks on your front and back door?
- Does the house have a burglar alarm and does it work?
- Is the garden adequately fenced and secured?

Fire safety

- Check the fire alarms; do they work? Are they in the kitchen and communal areas?
- Does the house have fire doors (you can spot a fire door from the blue 'fire door' sticker or because it swings shut automatically)?
- Is there a quick escape route out of the property?
- Do the plug sockets appear to be safe and working?

As soon as you move into your home it is recommended that you book a free 'home safety check' through West Midlands Fire Service. They will check your home, talk to you about fire safety and also fit free smoke alarms (if required).

For more information about this service and to book an appointment, please
 email - contact.centre@wmfs.net
 visit - wmfs.net
 or call - 0800 389 5525



Gas safety

It's the landlord's responsibility to check your appliances and make sure they are working and safe. You can ask your landlord for a copy of the Gas certificate before you move in to the property.

Energy performance


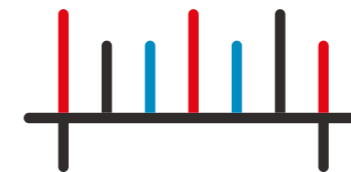
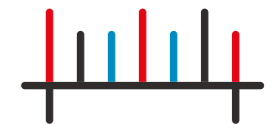
The energy performance certificate should be provided free of charge. It is a legal requirement. It will be provided to you at the beginning of the contract period but you can also often find it online when you book to go on a viewing – this way you can estimate whether your future bills will be expensive or more affordable. If you haven't received it, ask your Landlord or letting agent where it is.

To check the energy performance for the property you want to view, visit - epcregister.com

HMO – House of Multiple Occupation

Under the Housing Act 2004, from 1 October 2018 any landlord who lets a property to 5 or more people –from 2 or more separate households – must be licensed by their local housing authority. A HMO is classed as a property that is more at risk. Therefore the landlord has extra legal responsibilities to fulfil. This would mean the landlord applying to Birmingham City Council to ensure the safety of the home before renting it out to occupants.

If you decide to live in a HMO property, then by law there should be some contact information clearly on display once you've moved in. This will detail the name of the HMO Manager (typically the landlord or agent), a phone number and address.



Housing checklist

General

Essential	House 1	House 2	House 3
Accredited landlord	<input type="checkbox"/>	<input type="checkbox"/>	<input type="checkbox"/>
HMO licence (property with 5+ people over 3+ stories, with shared facilities)	<input type="checkbox"/>	<input type="checkbox"/>	<input type="checkbox"/>
Smoke alarms (none HMO minimum of 1 per floor/ HMO more specific fire safety requirements)	<input type="checkbox"/>	<input type="checkbox"/>	<input type="checkbox"/>
Up to date Gas Safety Certificate	<input type="checkbox"/>	<input type="checkbox"/>	<input type="checkbox"/>
Up to date Energy Performance Certificate (EPC)	<input type="checkbox"/>	<input type="checkbox"/>	<input type="checkbox"/>
Electric meter (with access to read)	<input type="checkbox"/>	<input type="checkbox"/>	<input type="checkbox"/>
Up to date PAT (portable appliance test) on portable appliances	<input type="checkbox"/>	<input type="checkbox"/>	<input type="checkbox"/>
Heater timer	<input type="checkbox"/>	<input type="checkbox"/>	<input type="checkbox"/>
Burglar alarm	<input type="checkbox"/>	<input type="checkbox"/>	<input type="checkbox"/>
Internal window locks	<input type="checkbox"/>	<input type="checkbox"/>	<input type="checkbox"/>
Central heating	<input type="checkbox"/>	<input type="checkbox"/>	<input type="checkbox"/>
Secure front door (Wood: preferably with a separate mortise lock. UPVC: try lock to make sure it is secure)	<input type="checkbox"/>	<input type="checkbox"/>	<input type="checkbox"/>
Secure back door (providing adequate security with an easy to use lock)	<input type="checkbox"/>	<input type="checkbox"/>	<input type="checkbox"/>

Kitchen

Essential	House 1	House 2	House 3
Cooker	<input type="checkbox"/>	<input type="checkbox"/>	<input type="checkbox"/>
Fridge	<input type="checkbox"/>	<input type="checkbox"/>	<input type="checkbox"/>
Freezer	<input type="checkbox"/>	<input type="checkbox"/>	<input type="checkbox"/>
Washing machine	<input type="checkbox"/>	<input type="checkbox"/>	<input type="checkbox"/>
1 cupboard per person (storage)	<input type="checkbox"/>	<input type="checkbox"/>	<input type="checkbox"/>
Fire blanket/Extinguisher	<input type="checkbox"/>	<input type="checkbox"/>	<input type="checkbox"/>
Desirable			
Tumble drier	<input type="checkbox"/>	<input type="checkbox"/>	<input type="checkbox"/>
Dishwasher	<input type="checkbox"/>	<input type="checkbox"/>	<input type="checkbox"/>
Kitchen bin	<input type="checkbox"/>	<input type="checkbox"/>	<input type="checkbox"/>
Microwave	<input type="checkbox"/>	<input type="checkbox"/>	<input type="checkbox"/>
Toaster	<input type="checkbox"/>	<input type="checkbox"/>	<input type="checkbox"/>
Kettle	<input type="checkbox"/>	<input type="checkbox"/>	<input type="checkbox"/>
Curtains/Blinds	<input type="checkbox"/>	<input type="checkbox"/>	<input type="checkbox"/>

Outside

Essential	House 1	House 2	House 3
Lockable gated alleyway (if there is side gate)	<input type="checkbox"/>	<input type="checkbox"/>	<input type="checkbox"/>
Adequate fences, not broken (if there is a garden)	<input type="checkbox"/>	<input type="checkbox"/>	<input type="checkbox"/>
External lighting/ security lighting	<input type="checkbox"/>	<input type="checkbox"/>	<input type="checkbox"/>
Area to store rubbish/recycling	<input type="checkbox"/>	<input type="checkbox"/>	<input type="checkbox"/>
Desirable			
Garden/s	<input type="checkbox"/>	<input type="checkbox"/>	<input type="checkbox"/>
Clear maintained outside space (if no garden)	<input type="checkbox"/>	<input type="checkbox"/>	<input type="checkbox"/>
Side gate/entrance	<input type="checkbox"/>	<input type="checkbox"/>	<input type="checkbox"/>
Lawn mower (if there is a garden - check who is responsible for maintaining it)	<input type="checkbox"/>	<input type="checkbox"/>	<input type="checkbox"/>

Bathroom/s

Essential	House 1	House 2	House 3	Desirable
Bathroom/Ensuite	<input type="checkbox"/>	<input type="checkbox"/>	<input type="checkbox"/>	Ensuite <input type="checkbox"/>
Shower (over bath/ cubicle)/Bath	<input type="checkbox"/>	<input type="checkbox"/>	<input type="checkbox"/>	Curtains/Blinds <input type="checkbox"/>
Toilet	<input type="checkbox"/>	<input type="checkbox"/>	<input type="checkbox"/>	
Sink	<input type="checkbox"/>	<input type="checkbox"/>	<input type="checkbox"/>	
Mirror	<input type="checkbox"/>	<input type="checkbox"/>	<input type="checkbox"/>	


Notes:

Living Area

Essential	House 1	House 2	House 3
Sofa (enough space for everyone?)	<input type="checkbox"/>	<input type="checkbox"/>	<input type="checkbox"/>
Internet access (cable or phone point)	<input type="checkbox"/>	<input type="checkbox"/>	<input type="checkbox"/>
Curtains/Blinds	<input type="checkbox"/>	<input type="checkbox"/>	<input type="checkbox"/>
Desirable			
Coffee table	<input type="checkbox"/>	<input type="checkbox"/>	<input type="checkbox"/>
TV	<input type="checkbox"/>	<input type="checkbox"/>	<input type="checkbox"/>
Sky/Cable TV point	<input type="checkbox"/>	<input type="checkbox"/>	<input type="checkbox"/>
Dining table	<input type="checkbox"/>	<input type="checkbox"/>	<input type="checkbox"/>
Dining chairs	<input type="checkbox"/>	<input type="checkbox"/>	<input type="checkbox"/>
Storage space	<input type="checkbox"/>	<input type="checkbox"/>	<input type="checkbox"/>


Bedroom

Essential	House 1	House 2	House 3
Single/double bed	<input type="checkbox"/>	<input type="checkbox"/>	<input type="checkbox"/>
Desk	<input type="checkbox"/>	<input type="checkbox"/>	<input type="checkbox"/>
Desk chair	<input type="checkbox"/>	<input type="checkbox"/>	<input type="checkbox"/>
Wardrobe	<input type="checkbox"/>	<input type="checkbox"/>	<input type="checkbox"/>
Chest of drawers	<input type="checkbox"/>	<input type="checkbox"/>	<input type="checkbox"/>
Curtains/Blinds	<input type="checkbox"/>	<input type="checkbox"/>	<input type="checkbox"/>
Plug sockets (check there are enough!)	<input type="checkbox"/>	<input type="checkbox"/>	<input type="checkbox"/>
Desirable			
TV	<input type="checkbox"/>	<input type="checkbox"/>	<input type="checkbox"/>
Storage cupboard/shelving/bookcase	<input type="checkbox"/>	<input type="checkbox"/>	<input type="checkbox"/>
Bedside table/cabinet	<input type="checkbox"/>	<input type="checkbox"/>	<input type="checkbox"/>
Sky/Cable TV point	<input type="checkbox"/>	<input type="checkbox"/>	<input type="checkbox"/>



Questions for current tenants

	House 1	House 2	House 3	Additional comments
Have you been happy living here?	<input type="checkbox"/>	<input type="checkbox"/>	<input type="checkbox"/>	<input type="text"/>
Would you recommend the property?	<input type="checkbox"/>	<input type="checkbox"/>	<input type="checkbox"/>	<input type="text"/>
Do you feel that you have a good landlord?	<input type="checkbox"/>	<input type="checkbox"/>	<input type="checkbox"/>	<input type="text"/>
Do they respond quickly to queries/maintenance issues?	<input type="checkbox"/>	<input type="checkbox"/>	<input type="checkbox"/>	<input type="text"/>
Is it easy to get in touch with them?	<input type="checkbox"/>	<input type="checkbox"/>	<input type="checkbox"/>	<input type="text"/>
Do they give you notice (at least 24 hours) before they enter the property for any reason?	<input type="checkbox"/>	<input type="checkbox"/>	<input type="checkbox"/>	<input type="text"/>
Can you give me an idea of how much the bills will be?	<input type="checkbox"/>	<input type="checkbox"/>	<input type="checkbox"/>	<input type="text"/>
Do you feel safe living here?	<input type="checkbox"/>	<input type="checkbox"/>	<input type="checkbox"/>	<input type="text"/>




Costs involved in private renting

Rent

Rental figures in Selly Oak are typically between £70 - £140 per person per week. You may find that rent varies depending on the finish, size, and location of the property – for example, the houses closer to the University tend to be more expensive. Your rent will be agreed in your contract and you will be asked to pay your rent by standing order – this means that you have to manually set up a regular payment to the letting agent's or landlord's chosen bank account.

Do also remember that contracts normally start from the 1st July, therefore even though you don't plan to move in until September you are likely to be liable for rent over the summer period.

A common mistake is to multiply the weekly rent advertised by four to calculate the monthly payment. That can make monthly rent seem more affordable, but remember only one month of the year (February) has four weeks in it, the rest have more. To get an accurate monthly figure, multiply a week's rent by 52 and divide by 12. On a property costing £100 a week, this makes the rent £434 a month – not £400.



Deposits

The deposit, typically 4 to 6 weeks' rent, is paid to the landlord or letting agent to provide them with security against any damage that you may cause in the property or unpaid rent during your tenancy.

Make sure you budget for the deposit at the time of contract signing as it is a considerable sum of money.

Whenever you pay a deposit for an Assured Shorthold Tenancy (you may see this abbreviated to 'AST' – this is the most common student tenancy), the landlord or letting agent must protect your deposit by paying it into one of three of the government authorised tenancy deposit schemes:

- Deposit Protection Service
- MyDeposits
- Tenancy Deposit Scheme

These schemes make sure you'll get your deposit back if you:

- meet the terms of your tenancy agreement
- don't damage the property
- pay your rent and bills



Hidden costs

Before taking a property, think carefully about your budget and how much you can afford to spend. **As well as the rent and deposit, you will have to think about the cost of bills, food and other living costs.**

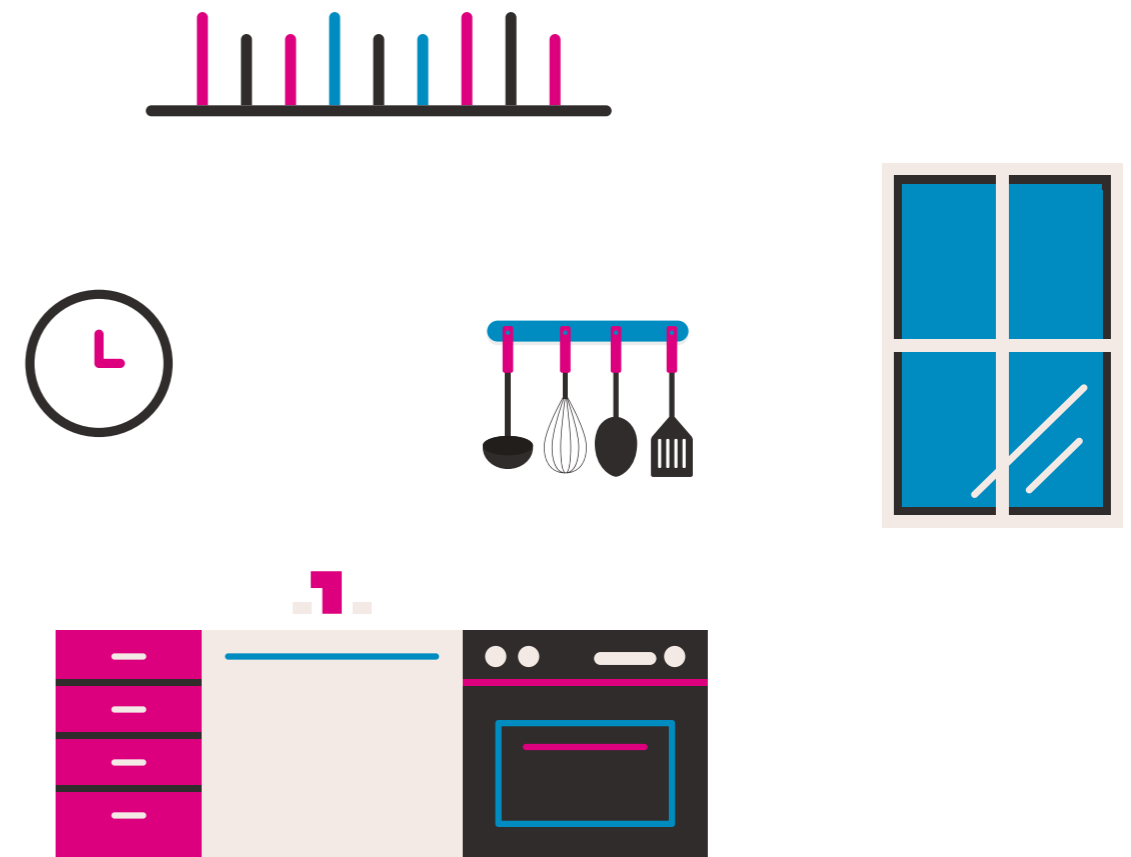
Be mindful that there may be some additional non-refundable admin and reservation fees depending on who you rent your house from. You're sometimes not made aware of these costs until you make payment so it's important to ask.

Always ask for advice if you are unsure about additional charges. Note that Guild lettings do not charge additional fees on top of your deposit.

Your landlord or letting agent must put your deposit in the scheme within 30 days of getting it, and must provide you with details of where they have protected your deposit, including:

- A certificate as proof that your money has been paid into one of the schemes
- Information on how to apply for release of the deposit
- The purpose of the deposit and what to do if there is a dispute

If you not receive confirmation of where your deposit has been paid or you are unsure about the deposit amount, please contact Guild advice or Living for advice.



Signing your contract

When you think you've found the right house, it may be tempting to sign the contract (also known as a tenancy agreement) immediately so you don't lose the property. However, once you have entered into a contract you will be legally bound to it. It is too late to make changes, cancel the contract or get your deposit back if you change your mind. **Once it is signed, you cannot go back.**

Any reputable landlord or lettings agent will allow you to take the contract away to read and understand for 24 hours – so bring it to Guild Advice or Living and get it checked for free before you sign. Contracts are usually long and complex documents full of legal jargon that you may not fully understand - we recommend that students get their contract checked.

Guarantor

When signing a contract, it is likely that you will be asked to provide a guarantor based in the UK who can guarantee the rent payment if you are unable to pay.

Usually this will be a parent or guardian, but if you are unable to provide a UK-based guarantor then there are also guarantor companies who can act as a guarantor for a fee.

Some lettings agents and landlords may let you pay more of the rent money upfront – but before you pay any extra money over, or if you have any concerns or questions about guarantors, please get in touch with Guild Advice or Living for information and support.

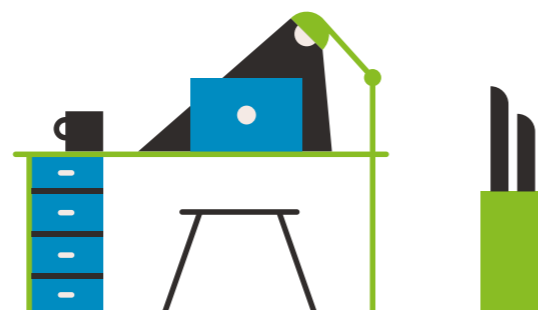
Right To Rent checks

Landlords are prohibited, by law, from letting a property to an individual who does not have the right to remain in the UK for the duration of their tenancy.

- International students: you will need to secure your immigration status in order to secure a tenancy.
- UK and EU students: be prepared to show proof of your right to rent property in the UK, for example a passport.



For more information and to understand whether this may apply to you please visit - gov.uk/government/publications/right-to-rent-landlords-code-of-practise or call - 03000 069 9799



Guild Advice is open from 12-2pm term time



Guild Advice is an independent, free, and confidential service for all students in the University of Birmingham. They specialise in five main areas:

Academic, finance, housing, international student support and wellbeing.

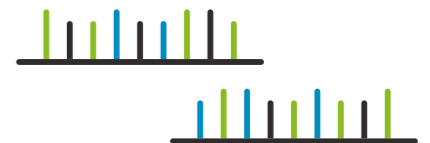
You can access support via **Guild Advice's** weekday drop in service 12 -2pm, an online enquiry service, or from the website resources.

They offer advice and guidance on housing issues and will check your contract before you sign.

Living is open from 9-5pm Monday to Friday term time




Living can review any contract for private sector housing, and will explain any parts you don't understand before you decide to sign. They are also able to help with advice and information should you have any problems with your letting agent or landlord, or with any aspect of living in the community, at any point during your time in Birmingham.



Useful contact details

Hopefully this guide gives you the information you need to start looking for a new home, but always make sure you are as prepared as possible before signing up to anything. It can be difficult to step back and take your time when the pressure is on but remember - you are in control!



Guild Advice

Visit - Ground, Floor, Guild of Students

Call - 0121 251 2400

Email - guildadvice@guild.bham.ac.uk

Online - guildofstudents.com/support/guildadvice


Living

Visit - University Centre (ground floor)

Call - 0121 414 8000

Email - living@contacts.bham.ac.uk

Online - birminghamstudentpad.co.uk



Community Living Hub

Visit - Community Living Hub, Bournbrook Pavilion

Call - 0121 414 5376

Email - c.e.bent@bham.ac.uk

Online - community-living.org.uk

Midlands Landlord Accreditation Scheme

Call - 0121 288 2008

Email - talk@mlas.org.uk

Online - mlas.org.uk



Guild Lettings

Visit - University Centre (ground floor)

Call - 0121 415 8374

Email - guildlettings@guild.bham.ac.uk

Online - guildlettingsbirmingham.co.uk

Student Mentor Scheme

Visit - mentorwelfare@guild.bham.ac.uk

Call - 0121 415 8568

Online - guildofstudents.com/support/studentmentors

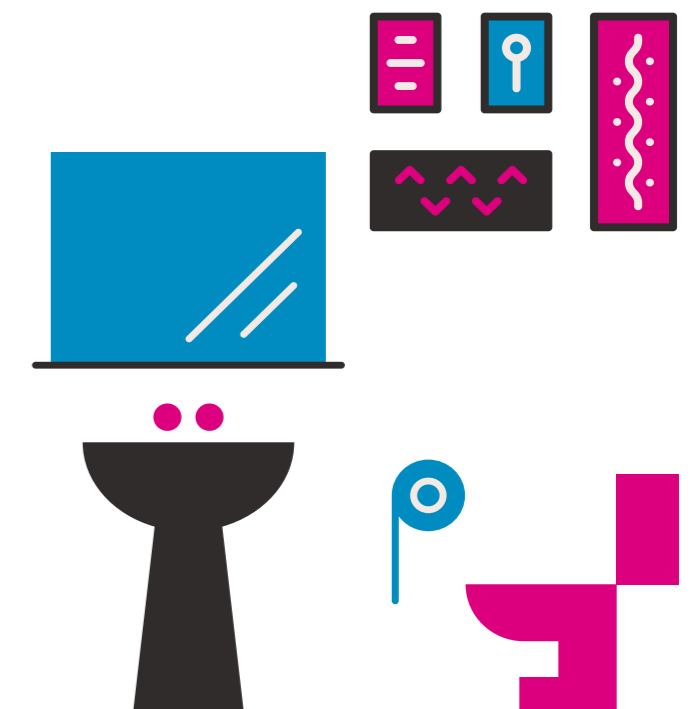
Community Wardens

Visit - Ground floor, guild of students

Call - 0121 415 8968

Email - community@guild.bham.ac.uk

Online - guildofstudents.com/community-wardens





This booklet is part of Rent Right, a joint campaign between the Guild of Students and the University to empower our students to make the best housing hunting decisions during their time at Birmingham. Rent Right is about more than just looking for a house – it's about providing knowledge, support, and confidence at every stage of your time in the private housing sector.

UNIVERSITY OF
BIRMINGHAM

